



2

Guru Gobind Singh Foundation's
GURU GOBIND SINGH COLLEGE OF ENGINEERING & RESEARCH CENTRE, NASHIK


Khalsa Educational Complex, Guru Gobind Singh Marg, Wadala-Pathardi Road, Nashik-422009.
Ph. 0253 - 2372766, 7768004581, 82 Fax - 0253 - 2372666
www.ggsf.edu.in • e-mail : gcoerc.nashik@ggsf.edu.in

CIVIL ENGINEERING DEPARTMENT


Feedback Analysis Report
A.Y.2019-20 (Sem-I)

Date: 24/10/2019


Sr. No.	Name of Staff	Average Feedback
1	Dr. N. G. Nikam	4.10
2	Dr. V. M. Natraj	3.91
3	Mr. D. O. Bhavar	4.14
4	Mrs. P. A. Padalkar	4.29
5	Mrs. T. A. Kulkarni	4.27
6	Mr. A. G. Chaudhari	3.27
7	Mr. C. G. Joshi	4.05
8	Mr. P. B. Shinde	3.97
9	Mrs. V. S. Bhalerao	3.82
10	Ms. V. V. Pawar	3.99
11	Mr. S. R. Bhutada	3.61
12	Mr. D. S. Desale	4.11
13	Mr. A. R. Avhad	4.24
14	Ms. D. A. Ankalgi	4.26
15	Mr. R. K. Paikrao	4.35
17	Mrs. V. O. Kulkarni	4.28
18	Mr. C. S. Kankariya	3.43
19	Mr. S. R. Pagar	3.66
20	Mr. T. D. Vahule	4.48


Dr. V. M. Natraj
IHOD

Department of Civil Engineering
Guru Gobind Singh College of
Engineering and Research Centre, Nashik


Dr. S. D. Kalpande
Academic Dean




Dr. N. G. Nikam
Principal

PRINCIPAL
GURU GOBIND SINGH COLLEGE OF ENGINEERING
RESEARCH CENTRE, NASHIK

GURU GOBIND SINGH COLLEGE OF ENGINEERING & RC, NASHIK
INSTITUTE'S FEEDBACK REPORT [MID SEM]

DEPARTMENT OF CIVIL ENGINEERING
 ACADEMIC YEAR-2019-20 (SEM-I)


Rate The Teaching-learning process; parameters of mentioned subject :- (Poor:1, Avg-3, Good-4, Excellent-5)

S.N	Question	BECE-A	BECE-B	TECE-A	TECE-B	SECE-A	SECE-B	SUM	AVG
1	Laboratory Equipment and Training	3.48	3.81	3.76	3.32	3.38	4.23	21.97	3.66
2	Library	3.38	3.81	3.53	3.12	3.44	3.85	21.13	3.52
3	Play Ground & Sport Activity	2.62	3.35	2.89	2.47	2.88	3.20	17.41	2.90
4	Canteen	2.19	2.96	2.02	1.74	2.71	2.90	14.52	2.42
5	Co-curricular & Extra- curricular activities	3.10	3.50	3.24	2.79	3.21	3.55	19.39	3.23
6	Motivational Activities	3.43	3.81	3.60	3.00	3.12	3.45	20.40	3.40
7	Assessment of Examinations	3.48	3.65	3.53	3.18	3.35	3.80	20.99	3.50
8	Internet Facility	2.57	3.23	2.60	2.38	3.15	3.35	17.28	2.88
9	Training and Placement Support	3.10	3.62	2.87	2.74	3.26	3.63	19.20	3.20
10	Handling of Grievances of the Students	3.14	3.73	3.00	2.79	3.26	3.78	19.71	3.28
11	Safety and Security of the Students	3.52	3.65	3.58	3.47	3.56	4.03	21.81	3.63
12	Gender Equality Promotions	3.67	3.85	3.71	3.35	3.59	3.93	22.09	3.68
13	Campus Environment and Cleanness	3.57	3.96	3.76	3.41	3.71	3.80	22.21	3.70
14	Teaching Quality	3.62	4.12	3.96	3.44	3.44	4.03	22.60	3.77
15	Public perception about the Institute	3.10	3.73	3.58	3.21	3.53	3.93	21.06	3.51
16	Overall Ranking of the Institute	3.43	4.04	3.67	3.32	3.44	3.75	21.65	3.61
17	At what level Digital India is Promoted	3.29	3.92	3.56	3.15	3.56	3.95	21.42	3.57
18	Any Suggestions for review and design of Syllabus for further Recommendations:								


(Dr. V. M. Natraj)
HOD

Department of Civil Engineering
 Guru Gobind Singh College of
 Engineering and Research Centre, Nashik




(Dr. S. D. Kalpande)
Academic Dean


(Dr. N. G. Nikam)
Principal
PRINCIPAL
GURU GOBIND SINGH COLLEGE OF ENGINEERING
RESEARCH CENTRE, NASHIK

Guru Gobind Singh College of Engineering and Research Centre, Nashik
Student's Feedback Report (Sem-I)

Academic Year: 2019-2020

Program : CE

Rate the teaching-learning process parameters of mentioned subject:
(Very Poor: 1, Poor: 2, Average: 3, Good: 4, Excellent: 5)

S. N.	Question	Name of Subject Th/Pr	Offline Rating			Parameter	Online(Rating 05)			
			Sub:1 HW/RE Th	Sub:2 FM II Th	Average		Sub:1 HW/RE Th	Sub:2 FM II Th	Average	
			Rating (05)	Rating (05)	Rating (05)		Rating (05)	Rating (05)	Rating (05)	
1	Regularity in class conduction		4.44	3.52	3.98	Clarity of expectation of students	4.35	3.79	4.07	
2	Delivery of course content		4.29	3.17	3.73	Effectiveness of in terms of following : (Technical content/course content/communication skill)	4.27	3.79	4.03	
3	Teaching methodologies used for understanding concepts		4.27	3.00	3.63	Feedback provided on students progress	4.39	3.72	4.05	
4	Understanding of course objective		4.36	3.04	3.70	Has the teacher covered entire syllabus as prescribed by University? Has the teacher covered relevant topics beyond the syllabus?	4.28	3.65	3.96	
5	Overall command on class and subject		4.40	3.33	3.87	Motivation and Inspiration for students to learn	4.34	3.73	4.04	
6	Effectiveness in meeting the course outline		4.33	3.23	3.78	Pace on which contents were covered	4.40	3.86	4.13	
7	Clarity given in evaluation format		4.29	3.26	3.77	Support for development of students skill	4.21	3.79	4.00	
8	At what level Course meets the expectation		4.16	3.13	3.64	Willingness to offer and advice to students	4.37	3.73	4.05	
Average			4.32	3.21	3.76	4.04			4.07	
Suggestions for Improvement :						Overall Rating				
						3.91				

P.T.
HOD

[Signature]
Academic Dean



[Signature]
Principal

Guru Gobind Singh College of Engineering and Research Centre, Nashik
Student's Feedback Report (Sem-I)

Academic Year: 2019-2020 Program : CE

Rate the teaching-learning process parameters of mentioned subject:
(Very Poor: 1, Poor: 2, Average: 3, Good: 4, Excellent: 5)

S. N.	Question	Name of Subject	Offline Rating						Online(Rating 05)									
			Sub:1		Sub:2		Average		SOM		EE II		Average					
			Th	Pr	Th	Pr	Th	Pr	Th	Pr	Th	Pr	Th	Pr				
1	Regularity in class conduction		3.91	4.08	4.08	3.99	4.36	4.08	4.22	4.36	4.08	4.22						
2	Delivery of course content		3.97	4.08	4.02	4.02	4.32	4.10	4.21	4.32	4.10	4.21						
3	Teaching methodologies used for understanding concepts		4.00	4.12	4.06	4.06	4.48	4.13	4.31	4.48	4.13	4.31						
4	Understanding of course objective		3.97	4.04	4.00	4.00	4.40	4.13	4.26	4.40	4.13	4.26						
5	Overall command on class and subject		3.94	4.04	3.99	3.99	4.40	4.07	4.23	4.40	4.07	4.23						
6	Effectiveness in meeting the course outline		4.09	4.12	4.10	4.10	4.31	4.03	4.17	4.31	4.03	4.17						
7	Clarity given in evaluation format		4.09	4.04	4.06	4.06	4.38	4.15	4.26	4.38	4.15	4.26						
8	At what level Course meets the expectation		4.00	4.00	4.00	4.00	4.47	4.15	4.31	4.47	4.15	4.31						
Average			4.00	4.06	4.03	4.03	4.24						4.14					
Suggestions for Improvement :													Overall Rating			4.14		

Principal



Academic Dean

HOD

Guru Gobind Singh College of Engineering and Research Centre, Nashik
Student's Feedback Report (Sem-I)

Academic Year: 2019-2020

Program : CE

Rate the teaching-learning process parameters of mentioned subject:
(Very Poor: 1, Poor: 2, Average: 3, Good: 4, Excellent: 5)

S. N.	Question	Name of Subject Th/Pr	Offline						Online(Rating 05)					
			Sub:1		Sub:2		Average		Sub:1		Sub:2		Average	
			GTE	Th	GTE	Th	Rating (05)	Rating (05)	Rating (05)	Rating (05)	GTE	Th	Rating (05)	Rating (05)
1	Regularity in class conduction		4.21	4.38	4.29	4.29	4.38	4.27	4.35	4.32	4.35	4.37		
2	Delivery of course content		4.00	4.24	4.12	4.12	4.45	4.31	4.38	4.44	4.38	4.44		
3	Teaching methodologies used for understanding concepts		3.85	4.36	4.10	4.10	4.45	4.44	4.45	4.44	4.44	4.44		
4	Understanding of course objective		4.00	4.33	4.17	4.17	4.50	4.35	4.50	4.35	4.43	4.43		
5	Overall command on class and subject		4.00	4.38	4.19	4.19	4.36	4.32	4.36	4.32	4.34	4.34		
6	Effectiveness in meeting the course outline		3.88	4.40	4.14	4.14	4.43	4.37	4.43	4.37	4.40	4.40		
7	Clarity given in evaluation format		4.09	4.33	4.21	4.21	4.38	4.34	4.38	4.34	4.36	4.36		
8	At what level Course meets the expectation		4.09	4.40	4.24	4.24	4.47	4.39	4.47	4.39	4.43	4.43		
Average			4.01	4.35	4.18	4.18	4.39		4.39		4.43			
Suggestions for Improvement :														
Overall Rating			4.29											

PT
HOD

Academic Dean



Principal

Guru Gobind Singh College of Engineering and Research Centre, Nashik
Student's Feedback Report (Sem-I)

Academic Year: 2019-2020 Program : CE

Rate the teaching-learning process parameters of mentioned subject:
 (Very Poor: 1, Poor: 2, Average: 3, Good: 4, Excellent: 5)

Name of Teacher: Mr.A. G. Chaudhari		Offline Rating				Online(Rating 05)											
		Sub:I		Average		Sub:I		Average									
S. N.	Question	Name of Subject		Th/Pr		Rating (05)		Th		Rating (05)		Th		Rating (05)			
1	Regularity in class conduction					4.10	4.10					3.35	3.35				
2	Delivery of course content					3.97	3.97					3.37	3.37				
3	Teaching methodologies used for understanding concepts					4.06	4.06					3.35	3.35				
4	Understanding of course objective					4.02	4.02					3.44	3.44				
5	Overall command on class and subject					4.10	4.10					3.37	3.37				
6	Effectiveness in meeting the course outline					4.13	4.13					3.45	3.45				
7	Clarity given in evaluation format					4.06	4.06					3.34	3.34				
8	At what level Course meets the expectation					3.95	3.95					3.29	3.29				
		Average				4.05	4.05					3.39	3.39				
Suggestions for Improvement :										Overall Rating						3.72	

AS
HOD

MLG
Academic Dean



[Signature]
Principal

Guru Gobind Singh College of Engineering and Research Centre, Nashik
Student's Feedback Report (Sem-I)

Academic Year: 2019-2020

Program : CE

Rate the teaching-learning process parameters of mentioned subject:
(Very Poor: 1, Poor: 2, Average: 3, Good: 4, Excellent: 5)

S. N.	Question	Name of Subject	Offline				Online(Rating 05)				
			Sub:1		Sub:2		Sub:1		Sub:2		
			IECT	Th	IECT	TRE	Th	TRE	Rating (05)	Rating (05)	
		Th/Pr	Rating (05)	Rating (05)	Rating (05)	Rating (05)	Rating (05)	Rating (05)	Rating (05)	Average	
1	Regularity in class conduction		3.64	3.67	3.66	4.17	4.12	4.17	4.12	4.15	
2	Delivery of course content		3.64	3.95	3.80	4.20	4.12	4.20	4.12	4.16	
3	Teaching methodologies used for understanding concepts		3.69	4.19	3.94	4.17	4.14	4.17	4.14	4.16	
4	Understanding of course objective		3.73	4.19	3.96	4.20	4.20	4.20	4.20	4.20	
5	Overall command on class and subject		3.69	4.00	3.84	4.26	4.32	4.26	4.32	4.29	
6	Effectiveness in meeting the course outline		3.71	4.24	3.98	4.22	4.24	4.22	4.24	4.23	
7	Clarity given in evaluation format		3.64	4.19	3.92	4.25	4.18	4.25	4.18	4.21	
8	At what level Course meets the expectation		3.67	4.10	3.88	4.31	4.26	4.31	4.26	4.29	
Average			3.68	4.07	3.87	4.21					
Suggestions for Improvement :							Overall Rating				4.05

OS
HOD

Academic Dean



Principal

Guru Gobind Singh College of Engineering and Research Centre, Nashik
Student's Feedback Report (Sem-I)

Academic Year: 2019-2020

Program : CE

Rate the teaching-learning process parameters of mentioned subject:
(Very Poor: 1, Poor: 2, Average: 3, Good: 4, Excellent: 5)

S. N.	Question	Name of Subject Th/Pr	Offline Rating				Online(Rating 05)				
			Sub:1		Sub:2		Sub:1		Sub:2		Average
			SUR	Th	GTE	Th	SUR	Th	GTE	Th	
			Rating (05)	Rating (05)	Rating (05)	Rating (05)	Rating (05)	Rating (05)	Rating (05)	Rating (05)	Rating (05)
1	Regularity in class conduction		4.33	4.33	4.33	4.33	4.33	4.52	4.41	4.47	4.47
2	Delivery of course content		4.03	4.03	4.03	4.03	4.03	4.56	4.34	4.45	4.45
3	Teaching methodologies used for understanding concepts		4.00	4.00	4.00	4.00	4.00	4.52	4.42	4.47	4.47
4	Understanding of course objective		4.03	4.03	4.03	4.03	4.03	4.52	4.43	4.48	4.48
5	Overall command on class and subject		4.13	4.13	4.13	4.13	4.13	4.56	4.34	4.45	4.45
6	Effectiveness in meeting the course outline		4.08	4.08	4.08	4.08	4.08	4.59	4.27	4.43	4.43
7	Clarity given in evaluation format		4.05	4.05	4.05	4.05	4.05	4.50	4.34	4.42	4.42
8	At what level Course meets the expectation		4.05	4.05	4.05	4.05	4.05	4.57	4.28	4.42	4.42
Average			4.08	4.08	4.08	4.08	4.08	4.50	4.33	4.41	4.41
Suggestions for Improvement :							4.44				
							Overall Rating				4.27

PT
HOD

Academic Dean



Principal

Guru Gobind Singh College of Engineering and Research Centre, Nashik
Student's Feedback Report (Sem-I)

Academic Year: 2019-2020

Program : CE

Rate the teaching-learning process parameters of mentioned subject:
(Very Poor: 1, Poor: 2, Average: 3, Good: 4, Excellent: 5)

S. N.	Question	Name of Subject	Offline Rating			Parameter	Online (Rating 05)		
			Sub:1	Sub:2	Average		Sub:1	Sub:2	Average
			SD I	SD III			Th	Th	
		Th/Pr	Th	Th	Th	Rating (05)	Rating (05)	Rating (05)	
1	Regularity in class conduction		3.64	4.00	3.82	Clarity of expectation of students	4.44	3.97	4.20
2	Delivery of course content		3.53	3.90	3.72	Effectiveness of in terms of following : (Technical content/course content, communication skill)	4.39	3.93	4.16
3	Teaching methodology used for understanding		3.47	3.76	3.61	Feedback provided on students progress	4.52	4.01	4.27
4	Understanding of course objective		3.67	3.71	3.69	Has the teacher covered relevant topics beyond syllabus?	4.59	4.03	4.31
5	Overall command on class and subject		3.49	3.81	3.65	Motivation and Inspiration for students to learn	4.46	4.01	4.23
6	Effectiveness in meeting the course outline		3.64	3.90	3.77	Pace on which contents were covered	4.55	3.85	4.20
7	Clarity given in evaluation format		3.44	3.67	3.56	Support for development of students skill	4.44	3.84	4.14
8	At what level Course meets the expectation		3.62	3.86	3.74	Willingness to offer and advice to students	4.55	3.91	4.23
		Average	3.56	3.83	3.70		4.57	4.04	4.30
Suggestions for Improvement :							4.23		
Overall Rating									
3.97									

D.S.K.
~~H.O.D.~~

Academic Dean



Principal

Guru Gobind Singh College of Engineering and Research Centre, Nashik
Student's Feedback Report (Sem-I)

Academic Year: 2019-2020

Program : CE

Rate the teaching-learning process parameters of mentioned subject:
(Very Poor: 1, Poor: 2, Average: 3, Good: 4, Excellent: 5)

S. N.	Question	Name of Subject	Offline Rating		Parameter	Online(Rating 05)		
			Sub:1 EQ	Average		Sub:1 EQ	Th	Average Rating (05)
1	Regularity in class conduction		Rating (05) 3.46	Rating (05) 3.46	Clarity of expectation of students	4.18		4.18
2	Delivery of course content		3.32	3.32	Effectiveness of in terms of following : (Technical content/course content,communication skill)	4.33		4.33
3	Learning methodologies used for understanding concepts		3.30	3.30	Feedback provided on students progress	4.20		4.20
4	Understanding of course objective		3.23	3.23	Has the teacher covered entire syllabus as prescribed by the authorities?	4.41		4.41
5	Overall command on class and subject		3.38	3.38	Has the teacher covered relevant topics beyond syllabus?	4.27		4.27
6	Effectiveness in meeting the course outline		3.38	3.38	Motivation and Inspiration for students to learn	4.39		4.39
7	Clarity given in evaluation format		3.27	3.27	Pace on which contents were covered	4.31		4.31
8	At what level Course meets the expectation		3.40	3.40	Support for development of students skill	4.30		4.30
			Average 3.34	3.34	Willingness to offer and advice to students	4.16		4.16
Suggestions for Improvement :						4.28		
Overall Rating						3.82		

Dr. HRP

Academic Dean



Principal

Guru Gobind Singh College of Engineering and Research Centre, Nashik
Student's Feedback Report (Sem-I)

Academic Year: 2019-2020

Program : CE

Rate the teaching-learning process parameters of mentioned subject:
(Very Poor: 1, Poor: 2, Average: 3, Good: 4, Excellent: 5)

S. N.	Question	Name of Subject	Th/Pr	Offline Rating			Parameter	Online(Rating 05)			
				Sub:1	Sub:2	Average		Sub:1	Sub:2	Average	
				BTM	SUR	Th		BTM	SUR	Th	
				Rating (05)	Rating (05)	Rating (05)		Rating (05)	Rating (05)	Rating (05)	
1	Regularity in class conduction			3.71	4.38	4.04	Clarity of expectation of students	3.96	4.25	4.10	
2	Delivery of course content			3.59	4.28	3.93	Effectiveness of in terms of following :(Technical content/course content,communication skill)	3.93	4.27	4.10	
3	Teaching methodologies used for understanding concepts			3.53	4.05	3.79	Feedback provided on students progress	3.91	4.26	4.09	
4	Understanding of course objective			3.65	4.20	3.92	Has the teacher covered entire syllabus as prescribed by University?	4.12	4.36	4.24	
5	Overall command on class and subject			3.56	4.20	3.88	Has the teacher covered relevant topics beyond syllabus?	4.05	4.27	4.16	
6	Effectiveness in meeting the course outline			3.71	4.08	3.89	Motivation and Inspiration for students to learn	3.82	4.24	4.03	
7	Clarity given in evaluation format			3.36	4.05	3.71	Pace on which contents were covered	4.02	4.30	4.16	
8	At what level Course meets the expectation			3.56	4.08	3.82	Support for development of students skill	3.76	4.30	4.03	
				Average	3.58	4.16	3.87	Willingness to offer and advice to students	3.91	4.21	4.06
Suggestions for Improvement :											
Overall Rating											
											3.99

P. V.
HOD

[Signature]
Academic Dean



[Signature]
Principal

Guru Gobind Singh College of Engineering and Research Centre, Nashik
Student's Feedback Report (Sem-I)

Academic Year: 2019-2020

Program : CE

Rate the teaching-learning process parameters of mentioned subject:
(Very Poor: 1, Poor: 2, Average: 3, Good: 4, Excellent: 5)

S. N.	Question	Name of Subject	Offline Rating			Parameter	Online(Rating 05)		
			Sub:1	Sub:2	Average		Sub:1	Sub:2	Average
			ATP	TQM	Th		ATP	TQM	Th
		Th/Pr	Th	Th	Th	Rating (05)	Rating (05)	Rating (05)	
1	Regularity in class conduction		3.07	3.19	3.13	Clarity of expectation of students	4.17	3.96	4.07
2	Delivery of course content		3.10	3.21	3.16	Effectiveness of in terms of following :(Technical content/course content,communication skill)	4.18	4.12	4.15
3	Teaching methodologies used for understanding concepts		2.99	3.16	3.07	Feedback provided on students progress	4.13	4.03	4.08
4	Understanding of course objective		3.03	3.13	3.08	Has the teacher covered entire syllabus as prescribed by University?	4.22	4.04	4.13
5	Overall command on class and subject		3.01	3.08	3.04	Has the teacher covered relevant topics beyond syllabus?	4.20	4.05	4.12
6	Effectiveness in meeting the course outline		3.04	3.15	3.09	Motivation and Inspiration for students to learn	4.26	4.26	4.26
7	Clarity given in evaluation format		2.91	3.06	2.98	Pace on which contents were covered	4.14	4.09	4.11
8	At what level Course meets the expectation		3.00	3.06	3.03	Support for development of students skill	4.20	4.08	4.14
Average			3.02	3.13	3.07	Willingness to offer and advice to students	4.25	4.15	4.20
Suggestions for Improvement :						4.14			

Overall Rating **3.61**

DT
(HOD)
CED

Academic Dean




Principal

Student's Feedback Report (2019-20 Even Sem)


CIVIL ENGINEERING DEPARTMENT

Overall Feedback

SR.NO	Name of Staff	Feedback (05)
1	Dr. N. G. Nikam	4.01
2	Dr. V. M. Natraj	4.19
3	Mr. D. O. Bhavar	4.43
4	Mrs. P. A. Padalkar	4.11
5	Mrs. T. A. Kulkarni	4.05
6	Mr. A. G. Chaudhari	3.75
7	Mr. C. G. Joshi	4.18
8	Mr. P. B. Shinde	3.82
9	Mrs. V. S. Bhalerao	4.16
10	Ms. V. V. Pawar	3.91
11	Mr. D. S. Desale	4.27
12	Mr. A. R. Avhad	4.07
13	Ms. D. A. Ankalgi	4.27
14	Mr. R. K. Paikrao	4.37
15	Mrs. V. O. Kulkarni	4.33
16	Mr. C. S. kankariya	4.30


Dr. V. M. Natraj
HOD Civil Engg.


Dr. S. D. Kalpande
Academic Dean


Dr. N. G. Nikam
Principal

PRINCIPAL
GURU GOBIND SINGH COLLEGE OF ENGINEERING
& RESEARCH CENTRE, NASHIK



Academic Year: 2019-2020 (EVEN)

Program : CE

Name of Teacher: Dr. N. G. Nikam

S. N.	Question	Offline		Online		Rating
		FM-I Th	Average Th	Parameter	Rating	
	Name of Subject Th/Pr			Clarity of expectations of students		7.07
		Rating (05)	Rating (05)	Effectiveness of Teacher in terms of Following:(Technical content Feedback provided on Students progress		7.41
1	Regularity in class conduction	4.45	4.45	Has the Teacher covered entire Syllabus as prescribed by University?		7.26
2	Delivery of course content	4.28	4.28	Has the Teacher covered relevant topics beyond syllabus?		7.48
3	Teaching methodologies used for understanding concepts	4.45	4.45	Motivation and inspiration for students to learn		7.41
4	Interaction and motivation related to course	4.45	4.45	Pace on which contents were covered		7.30
5	Understanding of course objective	4.14	4.14	Support for the development of Students skill (Practical demonstration, Hands on training, Case Study / Other)		7.22
6	Overall command on class and subject	4.52	4.52	Willingness to offer help and advice to students		7.30
	Average	4.38	4.38	Average (Converted to Rating (05))		3.64
	Total Avg	4.38		Total Avg (Converted to Rating (05))		3.64
		Yes	Yes(%)	Overall Rating		
7	Aware about the course outline (Yes/No)	28	70.00	4.01		
8	Aware about evaluation format (Yes/No)	28	70.00			
9	Course meets the expectation (Yes/No)	27	67.50			

Suggestions for Improvement : *


Dr. V. M. Natraj
HOD, CE Dept.


Dr. S. D. Kalpande
Academic Dean



Dr. N. G. Nikam
Principal


PRINCIPAL
GURU GOBIND SINGH COLLEGE OF ENGINEERING
& RESEARCH CENTRE, NASHIK

Academic Year: 2019-2020 (EVEN)

Program : CE

Name of Teacher: Dr. V. M. Natraj

S. N.	Question	Offline						Online		Rating FM I	Rating QSCT
		Name of Subject		Rating		Average		Parameter			
		Th	Pr	Th	Pr	Th	Pr				
		Th/Pr	Rating (05)	Rating (05)	Rating (05)	Rating (05)	Rating (05)	Clarity of expectations of students	7.04	9.00	
			Rating (05)	Rating (05)	Rating (05)	Rating (05)	Rating (05)	Effectiveness of Teacher in terms of Following:	6.88	8.86	
			Rating (05)	Rating (05)	Rating (05)	Rating (05)	Rating (05)	Feedback provided on Students progress	6.88	9.00	
1	Regularity in class conduction	4.20	4.58	4.86	4.53	4.58	4.58	Has the Teacher covered entire Syllabus as prescribed by the authorities?	7.15	9.00	
2	Delivery of course content	4.03	4.53	4.86	4.45	4.53	4.53	Has the Teacher covered relevant topics beyond syllabus?	6.81	8.93	
3	Teaching methodologies used for understanding concepts	4.00	4.42	4.43	4.21	4.42	4.42	Motivation and inspiration for students to learn	7.15	8.79	
4	Interaction and motivation related to course	4.20	4.21	4.71	4.46	4.21	4.21	Pace on which contents were covered	6.96	8.93	
5	Understanding of course objective	4.02	4.47	4.71	4.37	4.47	4.47	Support for the development of Students skill (Development of communication, Handicraft, Animation, Games, Spoken, / Online)	7.04	8.79	
6	Overall command on class and subject	4.17	4.21	4.71	4.44	4.21	4.21	Willingness to offer help and advice to students	7.15	8.93	
	Average	4.10	4.40	4.71	4.41	4.41	4.41	Average (Converted to Rating (05))	3.50	4.46	
	Total Avg	4.41		4.41		4.41		Total Avg (Converted to Rating (05))	3.98		
7	Aware about the course outline (Yes/No)	Yes	No	Yes	Yes(%)	No(%)		Overall Rating	4.19		
8	Aware about evaluation format (Yes/No)	55	1	7	72.09	3					
9	Course meets the expectation (Yes/No)	56	2	7	73.26	5					
	Suggestions for Improvement : *	51	2	6	66.28	5					


Dr. N. G. Nikam
Principal


Dr. S. D. Kalpande
Academic Dean


Dr. V. M. Natraj
HOD, CE Dept.

PRINCIPAL
GURU GOBIND SINGH COLLEGE OF ENGINEERING
& RESEARCH CENTRE, NASHIK



Guru Gobind Singh College of Engineering and Research Centre, Nashik
Student's Feedback Report (EVEN Term)


Academic Year: 2019-2020 (EVEN)	Program : CE
---------------------------------	--------------

Name of Teacher: Mr. D. O. Bhavar

Rate the teaching-learning process parameters of mentioned subject
(Very Poor: 1, Poor: 2, Average: 3, Good: 4, Excellent: 5)

S. N.	Question	Offline						Online		Rating EM	Rating QSCT
		Name of Subject		Q S C T		Rating		Parameter	Average		
		Th/Pr	Th	Pr	Rating (05)	Th	Pr				
1	Regularity in class conduction		4.53	4.37	4.41	4.41	4.41	4.47	4.39	9.24	9.00
2	Delivery of course content		4.42	4.42	4.23	4.23	4.23	4.33	4.33	9.12	9.00
3	Teaching methodologies used for understanding concepts		4.47	4.58	4.48	4.48	4.48	4.48	4.53	9.12	9.14
4	Interaction and motivation related to course		4.47	4.32	4.35	4.35	4.35	4.41	4.33	9.18	9.29
5	Understanding of course objective		4.37	4.11	4.26	4.26	4.26	4.31	4.18	9.24	8.86
6	Overall command on class and subject		4.68	4.53	4.20	4.20	4.20	4.44	4.36	9.18	8.71
	Average		4.49	4.39	4.32	4.32	4.41	4.41	4.35	4.59	4.48
	Total Avg		4.44		4.32		4.38		Total Avg (Converted to Rating (05))		4.48
			Yes	No	Yes	No	Yes(%)	No(%)	Overall Rating		
7	Aware about the course outline (Yes/No)		19	0	23	4	100	0	4.43		
8	Aware about evaluation format (Yes/No)		18	1	23	4	95	5			
9	Course meets the expectation (Yes/No)		18	1	24	3	95	5			

Suggestions for Improvement : *


Dr. A. M. Natraj
HOD, CE Dept.


Dr. S. P. Kalpande
Academic Dean




Dr. N. G. Nikam
Principal

PRINCIPAL
GURU GOBIND SINGH COLLEGE OF ENGINEERING
& RESEARCH CENTRE, NASHIK

Guru Gobind Singh College of Engineering and Research Centre, Nashik
Student's Feedback Report (EVEN Term)


Academic Year: 2019-2020 SEM-II

Program : CE

Name of Teacher: Mrs. P. A. Padalkar

Rate the teaching-learning process parameters of mentioned subject
(Very Poor: 1, Poor: 2, Average: 3, Good: 4, Excellent: 5)

S. N.	Question	Online													
		Name of Subject		EG		FE		DHS		Average		Parameter	Rating EG	Rating FE	
Th/Pr	Rating (05)	Th	Pr	Rating (05)	Th	Pr	Rating (05)	Th	Pr	Rating (05)	Pr				Clarity of expectations of students
1	Regularity in class conduction		4.31		4.37		4.48		4.58		4.39		4.47	6.88	8.78
2	Delivery of course content		3.80		4.42		4.38		4.53		4.09		4.47	6.81	8.67
3	Teaching methodologies used for understanding concepts		4.03		4.58		4.30		4.42		4.17		4.50	7.15	8.67
4	Interaction and motivation related to course		3.83		4.32		4.43		4.21		4.13		4.26	6.96	8.78
5	Understanding of course objective		3.93		4.11		4.20		4.47		4.07		4.29	7.04	8.89
6	Overall command on class and subject		3.92		4.53		4.03		4.21		3.97		4.37	7.15	9.00
	Average		3.97		4.39		4.30		4.40		4.13		4.39	3.50	4.40
	Total Avg		3.79		4.26		3.79		4.26		4.26		4.26	3.95	4.40
			Yes		No		Yes		No		Yes(%)		No(%)		
7	Aware about the course outline (Yes/No)		55		1		23		1		79		40		
8	Aware about evaluation format (Yes/No)		53		2		22		2		76		40		
9	Course meets the expectation (Yes/No)		53		2		24		2		78		43		
Suggestions for improvement : *												Overall Rating 4.11			


Dr. V. M. Natraj
HOD, CE Dept.


Dr. S. D. Kalpande
Academic Dean



Dr. N. G. Nikam
Principal

PRINCIPAL
GURU GOBIND SINGH COLLEGE OF ENGINEERING
RESEARCH CENTRE, NASHIK



Guru Gobind Singh College of Engineering and Research Centre, Nashik
Student's Feedback Report (EVEN TERM)

Academic Year: 2019-2020 SEMI-II	Program : CE
----------------------------------	--------------

Name of Teacher: **Mr. A. G. Chaudhari**

Rate the teaching-learning process parameters of mentioned subject
(Very Poor: 1, Poor: 2, Average: 3, Good: 4, Excellent: 5)

S. N.	Question	Name of Subject	FM		PMEE		CT		SD-II		Average		Online		
			Th	Pr	Th	Pr	Th	Pr	Th	Pr	Th	Pr	Parameter	CT	
			Rating (05)		Rating (05)		Rating (05)		Rating (05)		Rating (05)				
1	Regularity in class conduction		4.00	4.20	4.07	4.07	4.45	4.45	4.14	4.17	Clarity of expectations of students		7.33		
2	Delivery of course content		3.90	4.03	3.59	3.59	4.28	4.28	3.81	3.92	Effectiveness of Teacher in terms of		7.41		
3	Teaching methodologies used for understanding concepts		3.90	4.00	3.48	3.48	4.45	4.45	3.74	3.94	Feedback provided on Students progress		7.48		
4	Interaction and motivation related to course		3.83	4.20	3.45	3.45	4.45	4.45	3.83	3.91	Has the Teacher covered entire Syllabus as		7.00		
5	Understanding of course objective		3.90	4.02	3.28	3.28	4.14	4.14	3.65	3.77	Has the Teacher covered relevant topics		7.37		
6	Overall command on class and subject		3.97	4.17	3.48	3.48	4.52	4.52	3.83	3.99	Motivation and inspiration for students to learn		6.89		
	Average		3.91	4.10	3.56	3.56	4.38	4.38	3.83	3.95	Pace on which contents were covered		6.85		
	Total Avg		3.89										Support for the development of Students		7.37
			Yes	No	Yes	No	Yes	No	Yes	No	Yes	No	Willingness to offer help and advice to students		7.15
			25	1	29	1	96	4	Overall Rating		3.75				
			23	1	28	3	91	7	Average (Converted to Rating (05))		3.60				
			20	2	18	2	68	7	Total Avg (Converted to Rating (05))		3.60				

Suggestions for Improvement : *


Dr. V. M. Narraj
 HOD, CE Dept.


Dr. S. D. Kalpande
 Academic Dean


Dr. N. G. Nikam
 Principal

PRINCIPAL
GURU GOBIND SINGH COLLEGE OF ENGINEERING
& RESEARCH CENTRE, NASHIK



Guru Gobind Singh College of Engineering and Research Centre, Nashik
Student's Feedback Report (EVEN Term)

Academic Year: 2019-2020 SEM-II	Program : CE
---------------------------------	--------------

Name of Teacher: Mr. C. G. Joshi

Rate the teaching-learning process parameters of mentioned subject
(Very Poor: 1, Poor: 2, Average: 3, Good: 4, Excellent: 5)

S. N.	Question	Offline						Online		Rating ABE (A/B/D/W)	Rating APDB	
		Name of Subject		ABE		APDB		Rating				Parameter
		Th	Pr	Th	Pr	Th	Pr	Th	Pr			
1	Regularity in class conduction	4.40	4.40	4.34	4.17	4.37	4.29	Average		Clarity of expectations of students	8.93	7.69
2	Delivery of course content	4.30	4.30	4.31	3.97	4.31	4.13	Rating (05)		Effectiveness of Teacher in terms of Follow-up	9.00	7.66
3	Teaching methodologies used for understanding concepts	3.80	3.80	4.38	4.14	4.09	3.97	Rating (05)		Feedback provided on Students progress	8.93	7.90
4	Interaction and motivation related to course	4.50	4.50	4.48	4.24	4.49	4.37	Rating (05)		Has the Teacher covered entire Syllabus as prescribed by University?	9.00	7.72
5	Understanding of course objective	3.80	3.80	4.34	4.10	4.07	3.95	Rating (05)		Has the Teacher covered relevant topics beyond syllabus?	9.00	7.55
6	Overall command on class and subject	4.50	4.50	4.31	4.07	4.41	4.28	Rating (05)		Motivation and inspiration for students to Pace on which contents were covered	8.64	7.72
	Average	4.22	4.22	4.36	4.11	4.29	4.17	Rating (05)		Support for the development of Students skill	8.79	7.52
	Total Avg	4.22		4.24		4.23		Rating (05)		Willingness to offer help and advice to students	8.64	7.72
		Yes	No	Yes	No	Yes	No	Rating (05)		Average (Converted to Rating (05))	4.44	3.85
		6	0	25	4	86	11	Rating (05)		Total Avg (Converted to Rating (05))	4.14	
7	Aware about the course outline (Yes/No)							Yes(%)		Overall Rating		4.18
8	Aware about evaluation format (Yes/No)							No(%)		Average Rating		
9	Course meets the expectation (Yes/No)							No(%)		Total Avg		

Suggestions for Improvement :


Dr. V. M. Natraj
HOD, CE Dept.


Dr. S. D. Kalpande
Academic Dean


Dr. N. G. Nikam
Principal



PRINCIPAL
GURU GOBIND SINGH COLLEGE OF ENGINEERING
& RESEARCH CENTRE, NASHIK

Guru Gobind Singh College of Engineering and Research Centre, Nashik
Student's Feedback Report (EVEN Term)

Academic Year: 2019-2020 SEM-I-II Program : CE

Name of Teacher: Mrs. T. A. Kulkarni

Rate the teaching-learning process parameters of mentioned subject
(Very Poor: 1, Poor: 2, Average: 3, Good: 4, Excellent: 5)

S. N.	Question	Name of Subject	Online												
			FE		ADS		QSCT		EG		Average		Parameter	Rating FE	Rating EG
Th	Pr	Th	Pr	Th	Pr	Th	Pr	Th	Pr	Th	Pr	Rating (05)			
1	Regularity in class conduction		4.10	4.37	4.55	4.41	4.41	4.41	4.41	4.41	4.41	4.41	4.48	7.59	7.78
2	Delivery of course content		4.10	4.42	4.15	4.48	4.41	4.41	4.41	4.41	4.41	4.41	4.30	7.59	7.67
3	Teaching methodologies used for understanding concepts		4.07	4.58	4.15	4.41	4.41	4.41	4.41	4.41	4.41	4.41	4.21	7.29	8.19
4	Interaction and motivation related to course		3.92	4.32	4.05	4.31	4.41	4.41	4.41	4.41	4.41	4.41	4.23	7.47	8.22
5	Understanding of course objective		4.12	4.11	4.20	4.10	4.28	4.28	4.28	4.28	4.28	4.28	4.24	7.47	8.00
6	Overall command on class and subject		4.15	4.53	4.40	4.24	4.21	4.21	4.21	4.21	4.21	4.21	4.30	7.59	8.07
	Average		4.08	4.39	4.25	4.34	4.34	4.34	4.34	4.34	4.34	4.34	4.25	3.75	3.99
	Total Avg		4.16		3.23		4.30		4.23		4.23		3.87		
7	Aware about the course outline (Yes/No)		Yes	No	Yes	No	Yes	No	Yes	No	Yes	No	Yes(%)	Overall Rating	
			59	3	55	1	97	3					4.95		
8	Aware about evaluation format (Yes/No)		Yes	No	Yes	No	Yes	No	Yes	No	Yes	No	Yes(%)		
			59	2	56	2	97	3							
9	Course meets the expectation (Yes/No)		Yes	No	Yes	No	Yes	No	Yes	No	Yes	No	Yes(%)		
			58	2	51	2	92	3							

Suggestions for Improvement : *


 Dr. V. M. Natraj
 HOD, CE Dept.


 Dr. S. D. Kalpande
 Academic Dean


 Dr. N. G. Nikam
 Principal



PRINCIPAL
GURU GOBIND SINGH COLLEGE OF ENGINEERING
& RESEARCH CENTRE, NASHIK


Guru Gobind Singh College of Engineering and Research Centre, Nashik
Student's Feedback Report (EVEN Term)

Academic Year: 2019-2020 SEM-I-II	Program : CE
-----------------------------------	--------------

Name of Teacher: Mr. P. B. Shinde

Rate the teaching-learning process parameters of mentioned subject
(Very Poor: 1, Poor: 2, Average: 3, Good: 4, Excellent: 5)

S. N.	Question	Offline										Online						
		Name of Subject					Rating					Parameter	Rating SD-II	Rating ADS				
		Th	Pr	Th	Pr	Th	Pr	Th	Pr	Average								
		Th/Pr	Rating (05)	Rating (05)	Rating (05)	Th	Pr	Th	Pr	Th	Pr	Th	Pr	Average				
1	Regularity in class conduction	4.35	4.29	4.74	4.10	4.55	4.20							4.20	Clarity of expectations of students	5.44	7.35	
2	Delivery of course content	4.33	4.47	4.67	4.19	4.50	4.33							4.33	Effectiveness of Teacher in terms of Feedback provided on Students progress	5.78	7.30	
3	Teaching methodologies used for understanding concepts	4.60	4.65	4.62	4.25	4.61	4.45							4.45	Has the Teacher covered entire Syllabus as per Motivation and inspiration for students to learn	6.22	7.39	
4	Interaction and motivation related to course	4.45	4.76	4.54	4.07	4.50	4.42							4.42	Pace on which contents were covered	5.78	7.43	
5	Understanding of course objective	4.23	4.18	4.72	4.42	4.47	4.30							4.30	Support for the development of Students	5.78	7.61	
6	Overall command on class and subject	4.03	4.06	4.82	2.95	4.42	3.50							3.50	Willingness to offer help and advice to Average (Converted to Rating (05))	5.44	7.43	
	Average	4.33	4.40	4.68	4.00	4.51	4.20							4.20	Total Avg. (Converted to Rating (05))	2.86	3.70	
	Total Avg		4.37		4.34		4.35											
		Yes	No	Yes	No	Yes(%)	No(%)											
7	Aware about the course outline (Yes/No)	34	6	53	7	87	13											
8	Aware about evaluation format (Yes/No)	35	5	54	6	89	11											
9	Course meets the expectation (Yes/No)	35	5	51	9	86	14											
Suggestions for Improvement : *																		


Dr. V. M. Nataraj
HOD, CE Dept.


Dr. S. D. Kalpande
Academic Dean


Dr. N. G. Nikam
Principal

PRINCIPAL
GURU GOBIND SINGH COLLEGE OF ENGINEERING
& RESEARCH CENTRE, NASHIK



Guru Gobind Singh College of Engineering and Research Centre, Nashik
Student's Feedback Report (EVEN Term)

Academic Year: 2019-2020 SEM-I-II	Program : CE
-----------------------------------	--------------

Name of Teacher: Ms. V. V. Pawar

Rate the teaching-learning process parameters of mentioned subject
(Very Poor: 1, Poor: 2, Average: 3, Good: 4, Excellent: 5)

S. N.	Question	Offline						Online		
		Name of Subject		APDB		SA-I		Parameter	Rating APDB	Rating SA-I
		Th/Pr	Th	Pr	Th	Pr	Average			
			Rating (05)		Rating (05)		Rating (05)			
1	Regularity in class conduction	4.08	3.85	3.85	4.28	4.18	3.85	Clarity of expectations of students	8.04	7.69
2	Delivery of course content	3.86	3.75	3.86	3.86	3.86	3.75	Effectiveness of Teacher in terms of	8.11	7.85
3	Teaching methodologies used for understanding concepts	3.95	3.88	3.88	3.62	3.78	3.88	Feedback provided on Students progress	8.04	7.38
4	Interaction and motivation related to course	3.75	3.76	3.66	3.66	3.70	3.76	Has the Teacher covered entire Syllabus as prescribed by University?	8.56	8.08
5	Understanding of course objective	3.95	3.69	3.69	3.69	3.82	3.69	Has the Teacher covered relevant topics beyond syllabus?	8.15	7.92
6	Overall command on class and subject	3.92	3.78	3.83	3.83	3.87	3.78	Motivation and inspiration for students to	8.26	7.58
	Average	3.92	3.79	3.82	3.82	3.87	3.79	Pace on which contents were covered	8.37	7.46
	Total Avg	3.85		3.82		3.83		Support for the development of Students	8.33	7.73
		Yes	No	Yes	Yes	Yes(%)	No(%)	Willingness to offer help and advice to students	8.33	8.00
7	Aware about the course outline (Yes/No)	52	7.00	24	86	12	Overall Rating 3.91			
8	Aware about evaluation format (Yes/No)	49	10.00	24	83	17				
9	Course meets the expectation (Yes/No)	47	12.00	21	77	20				

Suggestions for Improvement :

(Signature)

Dr. V. M. Nattaraj
HOD, CE Dept.

(Signature)

Dr. S. D. Kalpande
Academic Dean



(Signature)

Dr. N. G. Nikam
Principal

PRINCIPAL
GURU GOBIND SINGH COLLEGE OF ENGINEERING
& RESEARCH CENTRE, NASHIK

Guru Gobind Singh College of Engineering and Research Centre, Nashik
Student's Feedback Report (EVEN Term)

Academic Year: 2019-2020 SEM-I-I Program : CE

Name of Teacher: Mrs. V. S. Bhalerao

Rate the teaching-learning process parameters of mentioned subject
(Very Poor: 1, Poor: 2, Average: 3, Good: 4, Excellent: 5)

S. N.	Question	Offline										Online	
		Name of Subject		CT		DHS		Pr		Average		Parameter	Rating (05)
		Th/Pr	Th	Pr	Th	Pr	Th	Pr	Th	Pr		CT	DHS
1	Regularity in class conduction		3.92	3.85	4.43	4.43	4.43	4.43	4.17	4.14	Clarity of expectations of students	8.04	8.64
2	Delivery of course content		3.73	3.75	4.43	4.43	4.43	4.08	4.09	4.09	Effectiveness of Teacher in terms of Evaluation	7.92	8.71
3	Teaching methodologies used for understanding concepts		3.83	3.88	4.71	4.71	4.71	4.27	4.30	4.30	Feedback provided on Students progress	7.85	8.71
4	Interaction and motivation related to course		3.68	3.76	4.43	4.43	4.43	4.05	4.10	4.10	Has the Teacher covered relevant topics beyond syllabus?	7.96	8.71
5	Understanding of course objective		3.83	3.69	4.86	4.86	4.86	4.34	4.28	4.28	Motivation and inspiration for students to learn	8.00	8.36
6	Overall command on class and subject		3.75	3.78	4.57	4.57	4.57	4.16	4.18	4.18	Pace on which contents were covered	7.88	8.43
	Average		3.79	3.79	4.57	4.57	4.57	4.18	4.18	4.18	Support for the development of Students	7.92	8.43
	Total Avg		3.79		4.57		4.18		4.18		Average (Converted to Rating (05))	3.96	4.30
			Yes	No	Yes	No	Yes	No	Yes	No	Overall Rating	4.16	
7	Aware about the course outline (Yes/No)		51	0	7	0	87.88	0.00					
8	Aware about evaluation format (Yes/No)		49	0	7	0	84.85	0.00					
9	Course meets the expectation (Yes/No)		48	1	6	1	81.82	14.29					


Dr. V. M. Natraj
HOD, CE Dept.


Dr. S. D. Kalpande
Academic Dean


Dr. N. G. Nikam
Principal

PRINCIPAL
GURU GOBIND SINGH COLLEGE OF ENGINEERING
RESEARCH CENTRE, NASHIK



Suggestions for Improvement : *

Guru Gobind Singh College of Engineering and Research Centre, Nashik
Student's Feedback Report (EVEN Term)

Academic Year: 2019-2020 SEM-I-II	Program : CE	
-----------------------------------	--------------	--

Name of Teacher: Mr. D. S. Desale

Rate the teaching-learning process parameters of mentioned subject
(Very Poor: 1, Poor: 2, Average: 3, Good: 4, Excellent: 5)

S. No.	Question	Offline						Online		Rating ADS	Rating SD II
		Name of Subject		ADS		Average		Parameter	Rating		
	Th/Pr	Th	Pr	Th	Pr	Th	Pr	Th	Pr		
1	Regularity in class conduction	4.45	4.65	3.64	3.64	4.04	4.14	Clarity of expectations of students	9.42	9.24	
2	Delivery of course content	4.42	4.55	3.36	3.36	3.89	3.96	Effectiveness of Teacher in terms of Following:	9.50	9.12	
3	Teaching methodologies used for understanding concepts	4.43	4.48	3.36	3.36	3.90	3.92	Feedback provided on Students progress	9.33	9.24	
4	Interaction and motivation related to course	4.20	4.35	3.12	3.12	3.66	3.74	Has the Teacher covered entire Syllabus as prescribed by University?	9.42	9.12	
5	Understanding of course objective	4.27	4.55	3.33	3.33	3.80	3.94	Has the Teacher covered relevant topics beyond syllabus?	9.42	9.18	
6	Overall command on class and subject	4.43	4.73	3.31	3.31	3.87	4.02	Motivation and inspiration for students to learn.	9.33	9.12	
	Average	4.37	4.55	3.36	3.36	3.86	3.95	Pace on which contents were covered	9.25	9.18	
	Total Avg	4.46		3.36		3.91		Support for the development of Students skill	Average (Converted to Rating (05))	4.69	4.59
		Yes	No	Yes	No	Yes(%)	No(%)	Willingness to offer help and advice to students	Total Avg (Converted to Rating (05))	4.64	
7	Aware about the course outline (Yes/No)	58	2	33	0	98	2		Overall Rating		
8	Aware about evaluation format (Yes/No)	57	3	33	0	97	3		4.27		
9	Course meets the expectation (Yes/No)	57	3	32	1	96	4				
Suggestions for Improvement : *											


Dr. V. M. Natraj
HOD, CE Dept.


Dr. S. D. Kalpande
Academic Dean



Dr. N. G. Nikam
Principal



PRINCIPAL
GURU GOBIND SINGH COLLEGE OF ENGINEERING
& RESEARCH CENTRE, NASHIK

Guru Gobind Singh College of Engineering and Research Centre, Nashik
Student's Feedback Report (EVEN Term)

Academic Year: 2019-2020 SEM-II

Program : CE

Name of Teacher: Mr. A. R. Avhad

Rate the teaching-learning process parameters of mentioned subject
(Very Poor: 1, Poor: 2, Average: 3, Good: 4, Excellent: 5)

S. N.	Question	Offline										Online				
		Name of Subject		CM		PMIEE		SD-II		ADS		Average		Parameter	Rating CM	Rating PMIEE
		Th	Pr	Th	Pr	Th	Pr	Th	Pr	Th	Pr	Th	Pr			
1	Regularity in class conduction	4.43	4.43	3.73	3.96	3.33	3.33	4.08	3.91					Clarity of expectations of students	8.71	7.90
2	Delivery of course content	4.71	4.71	3.65	3.26	3.30	3.30	4.18	3.76					Effectiveness of Teacher in terms of Feedback provided on Students progress	8.71	8.20
3	Teaching methodologies used for understanding concepts	4.43	4.43	3.62	3.13	3.15	3.15	4.02	3.57					Has the Teacher covered entire Syllabus as prescribed by University?	8.86	8.20
4	Interaction and motivation related to course	4.57	4.57	3.53	3.04	3.18	3.18	4.05	3.60					Has the Teacher covered relevant topics beyond syllabus?	8.71	8.40
5	Understanding of course objective	4.71	4.71	3.63	3.22	3.36	3.36	4.17	3.77					Motivation and inspiration for students to learn	8.57	8.10
6	Overall command on class and subject	4.71	4.71	3.57	3.00	3.36	3.36	4.14	3.69					Pace on which contents were covered	8.57	7.90
	Average	4.60	4.60	3.62	3.27	3.28	3.28	4.11	3.72					Support for the development of Students skill	8.86	8.20
	Total Avg	4.60		3.42		3.91		3.91		3.91		3.91		Willingness to offer help and advice to students	4.36	4.09
		Yes	No	Yes	NO	Yes	NO	Yes(%)	No(%)					Average (Converted to Rating (05))	Overall Rating	
7	Aware about the course outline (Yes/No)	7	0	56	3			95	5						4.07	
8	Aware about evaluation format (Yes/No)	7	0	55	4			94	6							
9	Course meets the expectation (Yes/No)	6	1	55	4			92	8							

Suggestions for Improvement : *


Dr. V. M. Natraj
HOD, CE Dept.


Dr. S. D. Kalpande
Academic Dean


Dr. N. G. Nikam
Principal

PRINCIPAL
GURU GOBIND SINGH COLLEGE OF ENGINEERING
& RESEARCH CENTRE, NASHIK



Guru Gobind Singh College of Engineering and Research Centre, Nashik
Student's Feedback Report (EVEN Term)

Academic Year: 2019-2020 SEM-II	Program : CE
---------------------------------	--------------

Name of Teacher: Ms. D. A. Ankalgi

Rate the teaching-learning process parameters of mentioned subject
(Very Poor: 1, Poor: 2, Average: 3, Good: 4, Excellent: 5)

S. N.	Question	Offline										Online			
		Name of Subject		ENV 1 A					APC			Average		Parameter	Rating ENV II
				Th	Pr	Th	Pr	APC	PR	Th	Pr	Th	Pr		
				Rating (05)								Rating (05)			
1	Regularity in class conduction			4.13	4.13	4.38	4.13	4.25	4.13				4.13	8.82	8.94
2	Delivery of course content			4.03	3.80	4.20	3.80	4.11	3.80				3.80	9.06	9.00
3	Teaching methodologies used for understanding concepts			3.93	3.77	4.25	3.77	4.09	3.77				3.77	8.94	8.94
4	Interaction and motivation related to course			3.88	4.27	4.05	4.27	3.96	4.27				4.27	8.94	8.94
5	Understanding of course objective			3.73	4.17	4.30	4.17	4.01	4.17				4.17	8.88	8.88
6	Overall command on class and subject			3.80	4.27	4.20	4.27	4.00	4.27				4.27	4.47	4.47
	Average			3.91	4.07	4.23	4.07	4.07	4.07				4.07		
	Total Avg			3.99					4.07			4.07			
		Yes	No					Yes(%)	No(%)				Overall Rating		
7	Aware about the course outline (Yes/No)	37	3					93	8				4.27		
8	Aware about evaluation format (Yes/No)	36	4					90	10						
9	Course meets the expectation (Yes/No)	35	5					88	13						

Suggestions for Improvement : *


Dr. V. M. Natraj
HOD, CE Dept.


Dr. S. D. Kalpande
Academic Dean


Dr. N. G. Nikam
Principal



PRINCIPAL
GURU GOBIND SINGH COLLEGE OF ENGINEERING
& RESEARCH CENTRE, NASHIK

Guru Gobind Singh College of Engineering and Research Centre, Nashik
Student's Feedback Report (EVEN Term)

Academic Year: 2019-2020 SEM-I-II Program : CE

Name of Teacher: Mr. R. K. Paikrao

Rate the teaching-learning process parameters of mentioned subject
(Very Poor: 1, Poor: 2, Average: 3, Good: 4, Excellent: 5)

S. N.	Question	Offline										Online		
		Rating					Average					Parameter	Rating DHS	
Name of Subject		DHS		QSC		SD-II		Average		Rating (05)		Clarity of expectations of students		8.71
Th/Pr		Th	Pr	Th	Pr	Th	Pr	Th	Pr	Th	Pr	Effectiveness of Teacher in terms of Following:		9.00
1	Regularity in class conduction	4.58	4.58	4.58	4.36	4.58	3.73	4.58	4.22	Feedback provided on Students progress as prescribed by University?		8.86	8.86	
2	Delivery of course content	4.63	4.53	4.63	4.50	4.63	3.67	4.63	4.23	Has the Teacher covered relevant topics beyond syllabus?		8.86	8.86	
3	Teaching methodologies used for understanding concepts	4.42	4.42	4.42	4.43	4.42	3.62	4.42	4.16	Motivation and inspiration for students to learn		8.86	8.86	
4	Interaction and motivation related to course	4.32	4.21	4.32	4.50	4.32	3.53	4.32	4.08	Pace on which contents were covered		9.00	9.00	
5	Understanding of course objective	4.53	4.47	4.53	4.43	4.53	3.72	4.53	4.21	Support for the development of Students skill (Practical demonstration, Hands on training, Case Study / Other)		8.71	8.71	
6	Overall command on class and subject	4.11	4.21	4.11	4.43	4.11	3.82	4.11	4.15	Willingness to offer help and advice to students		8.71	8.71	
Average		4.43	4.40	4.43	4.44	4.43	3.68	4.43	4.17	Average (Converted to Rating (05))		4.43	4.43	
Total Avg		4.42		3.72		3.06		4.30		Overall Rating		4.37		4.43
Yes		19	1	95	3	No		No(%)		Yes(%)		No(%)		
7	Aware about the course outline (Yes/No)	18	2	90	7	No		No(%)		Yes(%)		No(%)		
8	Aware about evaluation format (Yes/No)	18	2	90	7	No		No(%)		Yes(%)		No(%)		
9	Course meets the expectation (Yes/No)	18	2	90	8	No		No(%)		Yes(%)		No(%)		

Suggestions for Improvement : *


Dr. S. M. Natraj
 HOD, CE Dept.


Dr. S. D. Kalpande
 Academic Dean


Dr. N. G. Nikam
 Principal



PRINCIPAL
GURU GOBIND SINGH COLLEGE OF ENGINEERING
& RESEARCH CENTRE, NASHIK

Guru Gobind Singh College of Engineering and Research Centre, Nashik
Student's Feedback Report (EVEN Term)

Academic Year: 2019-2020 SEM-I-II

Program : CE

Name of Teacher: V.O. Kulkarni

Rate the teaching-learning process parameters of mentioned subject
(Very Poor: 1, Poor: 2, Average: 3, Good: 4, Excellent: 5)

S. N.	Question	Name of Subject	APC				ENV-I				Average		Online		
			Th	Pr	Th	Pr	Th	Pr	Th	Pr	Parameter	Rating ENV-I	Rating APC		
			Rating (05)	Rating (05)	Rating (05)	Rating (05)	Rating (05)	Rating (05)	Rating (05)	Rating (05)	Rating (05)	Rating (05)	Rating (05)	Rating (05)	Rating (05)
1	Regularity in class conduction		4.50	4.50	4.38	4.00	4.25	4.25	4.25	4.25	4.25	4.25	8.89	8.86	9.00
2	Delivery of course content		4.50	4.50	4.20	3.95	4.22	4.22	4.22	4.22	4.22	4.22	8.89	8.86	9.00
3	Teaching methodologies used for understanding concepts		4.50	4.50	4.25	4.05	4.28	4.28	4.28	4.28	4.28	4.28	8.78	8.86	9.00
4	Interaction and motivation related to course		4.50	4.50	4.05	4.16	4.33	4.33	4.33	4.33	4.33	4.33	8.67	8.71	8.71
5	Understanding of course objective		4.50	4.50	4.30	4.11	4.30	4.30	4.30	4.30	4.30	4.30	8.33	8.71	8.71
6	Overall command on class and subject		4.50	4.50	4.20	4.00	4.25	4.25	4.25	4.25	4.25	4.25	8.33	8.71	8.71
	Average		4.5	4.50	4.23	4.04	4.27	4.27	4.27	4.27	4.27	4.27	4.36	4.41	4.41
	Total Avg		4.50	4.50	4.27	4.00	4.27	4.27	4.27	4.27	4.27	4.27	4.39	4.41	4.41
			Yes	No	Yes	No	Yes(%)	No(%)	Yes(%)	No(%)	Yes(%)	No(%)	Overall Rating		
7	Aware about the course outline (Yes/No)		1	1	59	1	97	97	97	97	97	97	4.33		
8	Aware about evaluation format (Yes/No)		1	1	60	0	98	98	98	98	98	98			
9	Course meets the expectation (Yes/No)		1	1	59	1	97	97	97	97	97	97			

Suggestions for Improvement : *


Dr. V.M. Natraj
HOD, CE Dept.


Dr. S.D. Kalpande
Academic Dean




Dr. N.G. Nikam
Principal

Guru Gobind Singh College of Engineering and Research Centre, Nashik
Student's Feedback Report (EVEN Term)

Academic Year: 2017-2018	Program : CE	
--------------------------	--------------	--

Name of Teacher: Mr. C. S. Kankariya

Rate the teaching-learning process parameters of mentioned subject
(Very Poor: 1, Poor: 2, Average: 3, Good: 4, Excellent: 5)

S. N	Question	Offline						Online				
		Name of Subject		CM		EM		Rating		Parameter	Rating CM	Rating EM
		Th	Pr	Th	Pr	Th	Pr	Average	Average			
		Th/Pr										
			Rating (05)	Rating (05)	Rating (05)	Rating (05)	Rating (05)	Rating (05)				
1	Regularity in class conduction	4.20	4.33	4.41	4.41	4.41	4.41	4.37	Clarity of expectations of students	8.71	9.24	
2	Delivery of course content	3.85	4.00	4.23	4.23	4.23	4.23	4.12	Effectiveness of Teacher in terms of Following:	8.71	9.12	
3	Teaching methodologies used for understanding concepts	3.90	4.67	4.48	4.48	4.48	4.48	4.57	Feedback provided on Students progress	8.86	9.24	
4	Interaction and motivation related to course	3.25	4.00	4.35	4.35	4.35	4.35	4.17	Has the Teacher covered entire Syllabus as prescribed by University?	8.71	9.24	
5	Understanding of course objective	3.55	3.67	4.26	4.26	4.26	4.26	3.96	Has the Teacher covered relevant topics beyond syllabus?	8.71	9.12	
6	Overall command on class and subject	3.95	3.67	4.20	4.20	4.20	4.20	3.93	Motivation and inspiration for students to learn	8.57	9.12	
									Pace on which contents were covered	8.57	9.18	
									Support for the development of Students skill	8.86	9.24	
									Willingness to offer help and advice to students	8.86	9.18	
									Average (Converted to Rating (05))	4.36	4.59	
									Total Avg (Converted to Rating (05))	4.48	4.48	
7	Aware about the course outline (Yes/No)	37	3	23	4	23	4	90	Overall Rating		4.30	
8	Aware about evaluation format (Yes/No)	36	3	23	4	23	4	88				
9	Course meets the expectation (Yes/No)	35	3	24	3	24	3	88				

Suggestions for Improvement : *



Dr. M. Natraj
HOD, CE Dept.



Dr. S. R. Kalpande
Academic Dean



Dr. N. G. Nilam
Principal

PRINCIPAL
GURU GOBIND SINGH COLLEGE OF ENGINEERING
RESEARCH CENTRE, NASHIK





Student Satisfaction Index Report for CE SE Shift-I A - 2019-2020

Enroll Feed back- 27

Question	Architectural Planning	Concrete Technology	Engineering Geology	Fluid Mechanics	Structural Analysis-	Total
Clarity of expectations of students	8.04	7.33	7.78	7.07	7.19	7.48
Effectiveness of Teacher in terms of Following: (Technical content/course content Communication skills Use of	8.11	7.41	7.67	7.41	7.74	7.67
Feedback provided on Students progress	8.04	7.48	8.19	7.26	7.15	7.62
Has the Teacher covered entire Syllabus as prescribed by University?	8.56	7.00	8.22	7.48	7.78	7.81
Has the Teacher covered relevant topics beyond syllabus?	8.15	7.37	8.00	7.41	7.74	7.73
Motivation and inspiration for students to learn	8.26	6.89	8.07	7.30	7.59	7.62
Pace on which contents were covered	8.37	6.85	8.07	7.07	7.48	7.57
Support for the development of Students skill (Practical demonstration Hands on training Case Study / Other)	8.33	7.37	7.81	7.22	7.56	7.66
Willingness to offer help and advice to students	8.33	7.15	8.07	7.30	7.41	7.65
Total	8.24	7.21	7.99	7.28	7.51	7.65





Student Satisfaction Index Report for CE TE Shift-I A - 2019-2020

Enroll Feed back- 23

Question	Advance Surveying	Environmental Engineering	Foundation Engineering	Project Management and	Structural design II	Total
Clarity of expectations of students	7.35	8.94	7.59	5.71	9.24	7.74
Effectiveness of Teacher in terms of Following: (Technical content/course content Communication skills Use of	7.39	9.00	7.59	6.00	9.12	7.79
Feedback provided on Students progress	7.30	8.82	7.29	5.71	9.24	7.65
Has the Teacher covered entire Syllabus as prescribed by University?	7.39	9.06	7.47	6.29	9.24	7.86
Has the Teacher covered relevant topics beyond syllabus?	7.48	8.94	7.47	6.18	9.12	7.81
Motivation and inspiration for students to learn	7.26	8.94	7.59	6.00	9.12	7.75
Pace on which contents were covered	7.43	8.94	7.53	5.94	9.18	7.78
Support for the development of Students skill (Practical demonstration Hands on training Case Study / Other)	7.61	8.88	7.53	6.00	9.24	7.84
Willingness to offer help and advice to students	7.43	8.88	7.47	5.65	9.18	7.70
Total	7.41	8.93	7.50	5.94	9.18	7.77





Student Satisfaction Index Report for CE TE Shift -I B - 2019-2020

Enroll Feed back - 12

Question	Advancing Surveying	Environmental Engineering	Foundation Engineering	Project Management and	Structural design II	Total
Clarity of expectations of students	9.42	8.78	8.78	7.90	5.44	8.14
Effectiveness of Teacher in terms of Following: (Technical content/course content Communication skills Use of	9.50	8.89	8.56	8.20	5.78	8.27
Feedback provided on Students progress	9.33	8.89	8.78	8.20	5.78	8.27
Has the Teacher covered entire Syllabus as prescribed by University?	9.42	8.89	8.67	8.40	6.22	8.39
Has the Teacher covered relevant topics beyond syllabus?	9.33	8.89	8.67	8.40	5.56	8.24
Motivation and inspiration for students to learn	9.42	8.78	9.00	8.10	5.78	8.29
Pace on which contents were covered	9.42	8.67	8.78	7.90	5.78	8.18
Support for the development of Students skill (Practical demonstration Hands on training Case Study / Other)	9.33	8.33	8.89	8.20	5.78	8.18
Willingness to offer help and advice to students	9.25	8.33	9.00	8.30	5.44	8.14
Total	9.38	8.72	8.79	8.18	5.73	8.23





Student Satisfaction Index Report for CE BE Shift -I B - 2019-2020

Enroll Feed back- 7

Question	Dams and Hydraulic	Elective-I II-Air Pollution	Elective-I V-Construction	Quantity Surveying	Total
Clarity of expectations of students	8.71	9.00	8.71	9.00	8.86
Effectiveness of Teacher in terms of Following: (Technical content/Inhouse content Communication skills Use of	9.00	8.71	8.71	9.14	8.89
Feedback provided on Students progress	8.86	8.86	8.86	8.71	8.82
Has the Teacher covered entire Syllabus as prescribed by University?	9.00	8.86	8.71	8.86	8.86
Has the Teacher covered relevant topics beyond syllabus?	8.86	9.00	8.71	9.00	8.89
Motivation and inspiration for students to learn	8.86	8.86	8.57	9.14	8.86
Pace on which contents were covered	9.00	8.71	8.57	9.29	8.89
Support for the development of Students skill (Practical demonstration Hands on training Case Study / Other)	8.71	8.71	8.86	8.86	8.79
Willingness to offer help and advice to students	8.71	8.71	8.86	8.71	8.75
Total	8.86	8.83	8.73	8.97	8.85



**Guru Gobind Singh Foundation's
Guru Gobind Singh College of Engineering and Research Centre, Nashik.**

**Department of Civil Engineering
Feedback analysis
Corrective measures taken
For the Feedback of A.Y. 2019-20**

Date of Feedback: 05 November 2019 and 27 April 2020

Feedback on: Academic


Total no of responses recorded : 343

Summary of the Feedback – SEM-I and SEM-II

Following are the observations and corrective measures taken from the feedback:

Sr. No	Major Observations	Corrective Measures	Responsibility
1	students are requesting to focus on e-learning facilities.	Faculty are instructed to share NPTEL learning material, relevant online video & their links	All faculty
2	More Example should be taught.	Subject which are mathematical based require stipulated lecture for covering theory. Extra classes should be engaged	All faculty
3	More practical examples should be shared and visit should be taken.	exclusively for solving numerical examples or sharing assignment & solving them in class. Also field visit although not specified in	All faculty
4	For few faculties it is observed that the voice is not audible.	Syllabus needs to be conducted Mr. Shazad Pagar, Mr. Suraj Bhotkade was advised to deliver lecture in front of faculty in class room. They were	HOD & Senior faculty Mr. Shazad Pagar Mr. Suraj Bhotkade
5	Students were requesting for university question papers pattern discussion.	advised to moderate their voice to reach the last bench students All faculty are required to solve question paper (at least 2 years previous question paper) in extra class.	All faculty


Mr. R.K. Paikrao
Feedback Coordinator


Dr. V.M. Natraj
Head, (CED).


Dr. S.D. Kalpande
Academic Dean



Dr. N.G. Nikam
Principal

Guru Gobind Singh Foundation's
Guru Gobind Singh College of Engineering and Research Centre, Nashik.

Department of Civil Engineering

Action Taken Report
(To be filled by Head of Department)

Sr. No	Action Taken	Status of implementation
1	Faculty instructed to share NPTEL Learning material & relevant video.	As a part of course plan NPTEL & video links are shared included & shared with students
2	Requirement of solving more number of numerical example is met by taking numerical examples in extra hours	Implemented.
3	Subject which do not require site visit as per syllabus, are advised to conduct visits for better understanding of subject	Implemented.
4	Voice modulation is required to be improved as seen by demonstrative lecture in front of all faculty.	Faculty implemented & was observed to have improved delivery.
5	All faculty are required to solve at least 2 year previous question paper CO4 @ P of a subject 2 regular & 2 backlog	Implemented


Dr. V. M. Natraj
Head, (CED).

Guru Gobind Singh Foundation's
Guru Gobind Singh College of Engineering and Research Centre, Nashik.

Department of Civil Engineering
Feedback analysis
Corrective measures taken
For the Feedback of A.Y. 2019-20

Date of Feedback: 05 November 2019 and 27 April 2020


Feedback on: Institute


Total no of responses recorded : 343

Summary of the Feedback – SEM-I and SEM-II

Following are the observations and corrective measures taken from the feedback:

Sr. No	Major Observations	Corrective Measures	Responsibility
1	More Sport Activities should be planned.	Communicated to Incharge Sports Committee, Mr. Chetan Joshi & Principal	Principal & Mr. Chetan Joshi
2	More emphases must be given to Training and Placement.	Communicated to Principal	Principal -
3	Gym facility should be provided.	Communicated to Principal	Principal
4	Provide sufficient parking facilities for students.	Discussed with Principal	Principal.
5	Students requested for mirror and flush in washrooms.	Informed to Incharge house Keeping & Principal	Principal I/c. House Keeping


Ms. V. V. Pawar
Feedback Coordinator


Dr. V. M. Natraj
Head, (CED).


Dr. S. D. Kalpande
Academic Dean


Dr. N. G. Nikam
Principal

Guru Gobind Singh Foundation's
Guru Gobind Singh College of Engineering and Research Centre, Nashik.

Department of Civil Engineering

Action Taken Report
(To be filled by Head of Department)

Sr. No	Action Taken	Status of implementation
1	Communicated to college sports I/c & Principal.	Implemented
2	Discussed with T&P Incharge & Principal & department T&P coordinators.	Department T&P coordinator has taken initiative & is in touch with companies for internship & placement
3	Communicated to Principal for needful action	Implemented
4	Dis Communicated to Principal for needful action	implemented
5	Discussed with Principal & as per his instruction necessary action is taken	Implemented



Dr. V.M. Natraj
Head, (CED).